



Description: COTTON SATIN CLOVERDALE NERIDA HANSEN


Composition: 100%CO

Width: 146cm

Weight: 115gm2




05450.002  
MOSS GREEN




05450.003  
PEACH



05450.011  
LAVENDER



05450.012  
OFF-WHITE



05450.023  
SKY BLUE