


Description: TERRY CLOTH


Composition: 90%CO/10%PL

Width: 145cm


Weight: 340gm2



01882.001  
BLACK



01882.002  
WHITE




01882.003  
ECRU



01882.004  
SAND



01882.005  
LIGHT BLUE



01882.037  
GREY



01882.038  
TAUPE



01882.039  
LIGHT ROSE



01882.040  
MINT



01882.050  
BLUE



01882.051  
TERRA



01882.052  
HONEY



01882.053  
OLD ROSE



01882.054  
LILAC



01882.055  
JEANS



01882.056  
NAVY



01882.057  
BASIL



01882.058  
GRAPE



01882.059  
PETROL