


Description: TERRY CLOTH

Composition: 90%CO/10%PL

Width: 145cm


Weight: 340gm2



01882.001
BLACK



01882.002
WHITE




01882.003
ECRU



01882.004
SAND



01882.005
LIGHT BLUE



01882.037
GREY




01882.038
TAUPE



01882.039
LIGHT ROSE



01882.040
MINT



01882.050
BLUE




01882.051
TERRA



01882.052
HONEY



01882.053
OLD ROSE




01882.054
LILAC




01882.055
JEANS



01882.056
NAVY



01882.057
BASIL



01882.058
GRAPE



01882.059
PETROL