

Description: BAMBOO COTTON JERSEY

Composition: 67%BA/28%CO/5%EA

Width: 145cm

Weight: 200gm2




04235.003
GREY




04235.005
LIGHT SAND




04235.007
TEAL




04235.008
OLD ROSE



04235.010
DARK APRICOT




04235.011
PICKLE




04235.012
RUST



04235.013
CERISE



04235.016
WINE RED



04235.017
CHERRY BLOSSOM



04235.018
LIGHT LAVENDER



04235.019
OLD LIME