




Description: TERRY VELVET BAMBOO


Composition: 40%BA/40%CO/20%PL

Width: 150cm

Weight: 305gm2



08850.002
WHITE




08850.003
ECRU




08850.004
GREY



08850.005
ROSE



08850.006
GREEN



08850.009
SAND



08850.010
TAUPE



08850.011
OLD LILAC