



Description: BAMBOO COTTON JERSEY

Composition: 67%BA/28%CO/5%EA

Width: 145cm

Weight: 200gm2




04235.003  
GREY




04235.005  
LIGHT SAND




04235.007  
TEAL



04235.008  
OLD ROSE



04235.010  
DARK APRICOT




04235.011  
PICKLE



04235.012  
RUST



04235.013  
CERISE



04235.016  
WINE RED



04235.017  
CHERRY BLOSSOM



04235.018  
LIGHT LAVENDER



04235.019  
OLD LIME