




Description: SHERPA


Composition: 90%CO/10%PL

Width: 150cm

Weight: 235gm2




08049.001  
BLACK




08049.005  
OFF WHITE



08049.007  
SOFT TAUPE




08049.009  
NAVY




08049.023  
GREY




08049.028  
ROSE




08049.030  
MINT



08049.033  
OCHRE




08049.035  
BEIGE




08049.036  
RED CERISE




08049.037  
LIGHT BLUE




08049.038  
OLD GREEN




08049.039  
JEANS



08049.040  
BERRY




08049.041  
CERISE




08049.042  
DARK GREY



08049.043  
RED



08049.044  
ECRU



08049.045  
SAND



08049.046  
TAUPE