


Description : SHERPA

Composition : 90%CO/10%PL

Largeur : 150cm

Poids : 235gm2




08049.001
BLACK



08049.005
OFF WHITE



08049.007
SOFT TAUPE




08049.009
NAVY



08049.023
GREY




08049.028
ROSE



08049.030
MINT



08049.033
OCHRE




08049.035
BEIGE



08049.036
RED CERISE




08049.037
LIGHT BLUE




08049.038
OLD GREEN




08049.039
JEANS



08049.040
BERRY




08049.041
CERISE




08049.042
DARK GREY



08049.043
RED



08049.044
ECRU



08049.045
SAND



08049.046
TAUPE