




Description: JERSEY DOTS AND SHAPES

Composition: 95%CO/5%EA

Width: 150cm


Weight: 200gm2




09851.003
ROCK GREY



09851.005
WHITE




09851.010
OLD ROSE




09851.018
JEANS



09851.022
TERRA



09851.042
OLIVE



09851.053
COGNAC



09851.103
ROCK GREY



09851.105
WHITE



09851.119
LIGHT TURQUOISE



09851.122
TERRA



09851.142
OLIVE