



Description: JERSEY DOTS AND SHAPES

Composition: 95%CO/5%EA

Width: 150cm

Weight: 200gm2




09851.003  
ROCK GREY




09851.005  
WHITE




09851.010  
OLD ROSE




09851.018  
JEANS



09851.022  
TERRA



09851.042  
OLIVE



09851.053  
COGNAC



09851.103  
ROCK GREY



09851.105  
WHITE



09851.119  
LIGHT TURQUOISE



09851.122  
TERRA



09851.142  
OLIVE