

Beschreibung: SHERPA

Zusammensetzung: 90%CO/10%PL

Breite: 150cm

Gewicht: 235gm2



08049.001
BLACK



08049.005
OFF WHITE



08049.007
SOFT TAUPE



08049.009
NAVY



08049.023
GREY




08049.028
ROSE



08049.030
MINT




08049.033
OCHRE




08049.035
BEIGE



08049.036
RED CERISE




08049.037
LIGHT BLUE



08049.038
OLD GREEN




08049.039
JEANS



08049.040
BERRY



08049.041
CERISE




08049.042
DARK GREY



08049.043
RED



08049.044
ECRU



08049.045
SAND



08049.046
TAUPE