




Description: TERRY VELVET BAMBOO

Composition: 40%BA/40%CO/20%PL

Width: 150cm

Weight: 305gm2



08850.002  
WHITE




08850.003  
ECRU




08850.004  
GREY



08850.005  
ROSE



08850.006  
GREEN



08850.009  
SAND



08850.010  
TAUPE



08850.011  
OLD LILAC